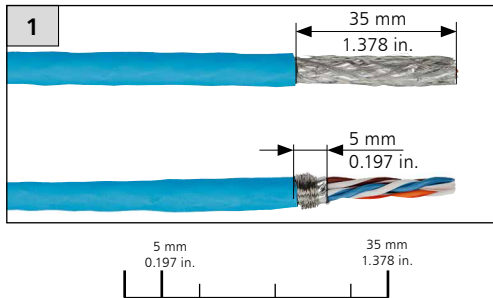



C6A RJ45 field plug pro

AWG 26/1 - 22/1, AWG 27/7 - 22/7
130E405032-E

- de Montagehinweis für den Installateur
- en Mounting note for the installer
- fr Instructions d'installation pour l'installateur



i
HINWEIS / NOTE / AVIS

Anschlussfehler vermeiden!
Vor dem Anschluss Montageanleitung sorgfältig lesen!

Avoid connection errors!
Read installation instructions carefully before connecting!

Éviter des erreurs de raccordement !
A lire attentivement avant de procéder au raccordement !



de



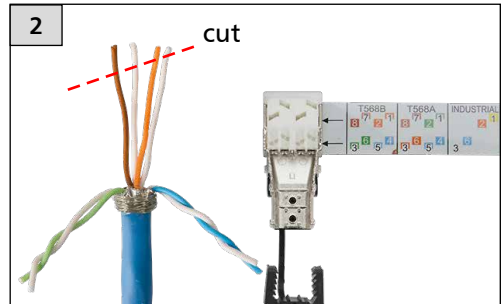








en



fr

Anschlussbelegung / PIN assignments Affectation des fils aux contacts			
PIN Nr. / No. / contact no.	T568A	T568B	INDUSTRIAL (Profinet)
1	WH-GN	WH-OG	YE
2	GN	OG	OG
3	WH-OG	WH-GN	WH
4	BU	BU	-
5	WH-BU	WH-BU	-
6	OG	GN	BU
7	WH-BN	WH-BN	-
8	BN	BN	-





Demontage / Disassembly / Démontage

